

Foodservice Equipment • Material Handling, Healthcare & Cleanroom Equipment • Retail Display

Traditional Hand Sinks

Item #: _____ Qty.: _____
Model #: _____ Project #: _____

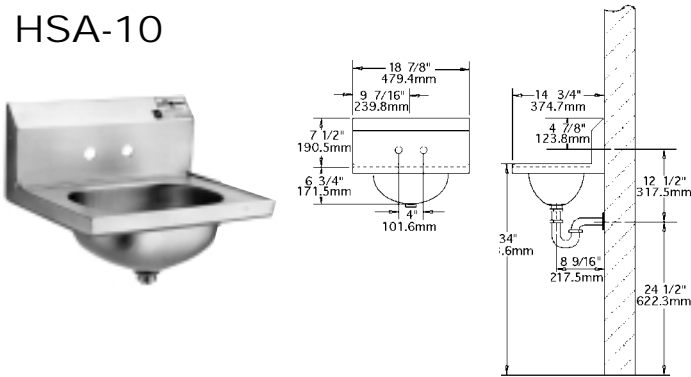
Optional Accessories	Model #	Qty.
P-trap	300789	
Tail piece	300791	
End splashes		
Front skirt	606215	
Side mount wall bracket	606396	



- ◆ heavy gauge type 304 stainless steel all-welded construction
- ◆ inverted "V" edge rim retards spillage
- ◆ unique deep-drawn positive-drain bowl assures complete drainage to meet the most stringent health code requirements
- ◆ 6 models to choose from

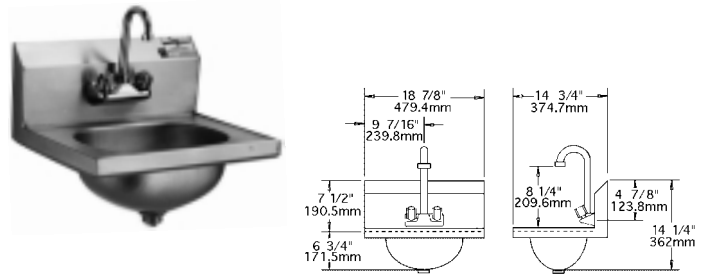
Spec sheets available for viewing, printing or downloading from our online literature library at www.eaglegrp.com

HSA-10



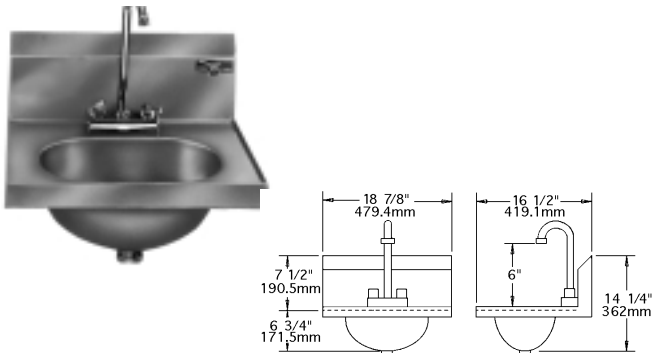
Includes basket drain. Does not include faucet.

HSA-10-F



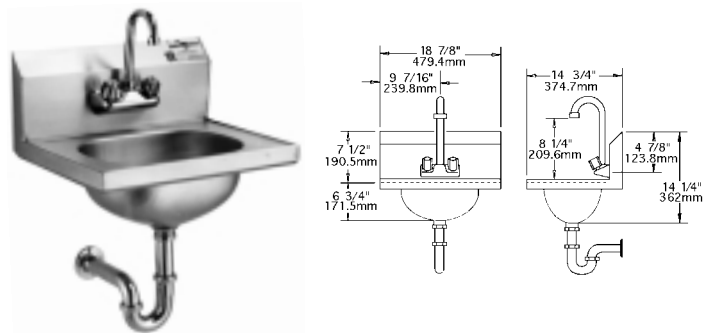
Includes splash mount gooseneck faucet and basket drain.

HSAD-10-F



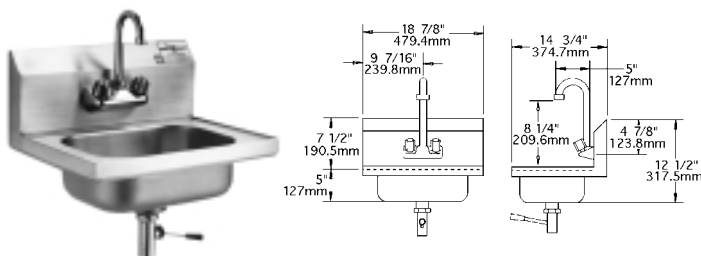
Includes deck mounted gooseneck faucet and basket drain.

HSA-10-FA



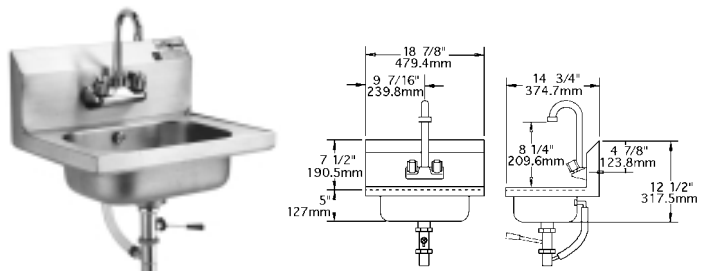
Includes splash mounted faucet, basket drain, p-trap and tail piece.

HSA-10-FL



Includes splash mounted faucet and lever drain.

HSA-10-FO



Includes splash mount gooseneck faucet, lever drain and overflow.

note: water inlet: 1/2" (12.7mm) NPT; drain outlet: 1 1/2" (38.1mm) NPS